



Introducing StockRoom Web

Drew Mapplebeck
Robin Merrion
Lisa Grantland

October 21, 2025

We Mobilize Enterprise Software

Introducing StockRoom Web

StockRoom Web

> Customer Driven Development

Inno's StockRoom Web is an extension of StockRoom allowing your customers the ability to manage their inventory on the web. Customers can view and manage their product lists, on-hands, locations, min/maxes, and depending on authorization, can also edit and create new customer part numbers.

StockRoom Web allows your customers to see their product health status, inventory movement, report on slow and frozen products, along with an inventory valuation and recommendations on optimizing product levels and associated savings.

StockRoom Web increases customer engagement allowing you to grow sales and customer adoption thus increasing your return on investment.

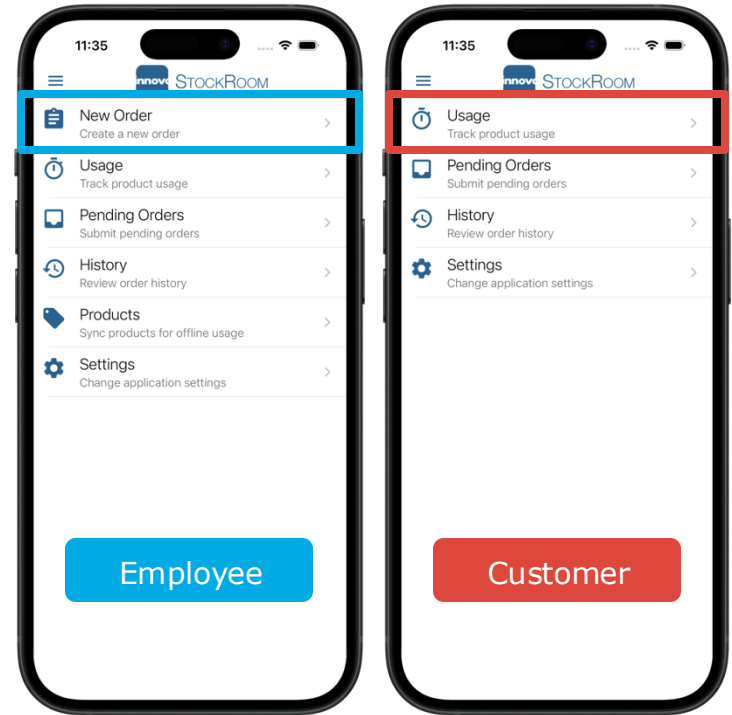


StockRoom

StockRoom

> Key Features

- StockRoom can be utilized by your employees and by your customers
- Employees
 - Create orders using **New Order -> Orders**
 - Perform inventory counts using **New Order -> Stock Levels** to automatically replenish when below the min or for consignment, to create consignment billings for what was used
- Customers
 - Record usage using **Usage -> Orders** to re-order what was used and to track product usage by job, or for consignment create the consignment billing for what was used
 - Record usage using **Usage -> Stock Levels** to replenish when on-hand is below min
- **StockRoom Web** is completely integrated and will report on all of these transactions in real-time



StockRoom Web Requirements

Getting Started

> **Customer Driven Development**

- StockRoom Web is a new subscription in the Innovo Customer Portal
- You will invite users to StockRoom Web either through the normal Manage -> Invite process or by updating their existing user with the new subscription
- You can invite both employees and customers to StockRoom Web
- Each user will be assigned as either an Administrator or Employee
- Only StockRoom Web Administrators will have access to the Users and Settings pages



StockRoom Web Requirements

Customer Logins

> Customer Driven Development

- Administrator for **Customer Login**
 - Recommend this user's contact record to be tied to the main bill-to/ship-to
 - Can invite new users to StockRoom Web for any ship-to's that roll up to the bill-to
 - Can delete users from having access to StockRoom Web
 - Can change the role for any existing StockRoom Web user
- If a StockRoom Web user is tied to the main bill-to/ship-to, they can view the product lists, orders, and activity for any ship-to that rolls up to the bill-to
- If a StockRoom Web user is tied to a ship-to only, they will only have access to the part list and activity for that ship-to



StockRoom Web Requirements

Customer Logins

> Customer Driven Development

- Distributor will give Administrator access to at least one StockRoom Web user at the company
- The admin will then be able to invite other users to StockRoom Web where the ship-to rolls up to the bill-to

The screenshots show the following steps:

- Profile Page:** Shows the user profile for 'PIEDMONT SHIP-TO 1'. A red 'u' icon is visible in the bottom right corner of the profile card.
- Invite User Form:** A form to invite a user. Fields include: App (Stockroom Web), Name (PIEDMONT SHIP-TO 1), Email (pedmont@goinnova.com), Subject (Welcome to @customer @product), and Template (Default). A note states: "You've been invited to use @customer @product. To access the app, open the link below: [Invite @product](#). Once launched, sign in with the following username. Username: @username. If you do not know your password you can reset it after launching the app. Enjoy!!". A "Send Email" checkbox is at the bottom.
- Profile Page (Action):** Shows the same profile page. A red box highlights the 'u' icon, and another red box highlights a blue plus icon in the subscriptions area.
- Role Selection Dialog:** A dialog box with "Role:" and two options: "Administrator" and "Employee" (which has a checkmark). "Cancel" and "Save" buttons are at the bottom.

StockRoom Web Requirements

Employee Logins

> Customer Driven Development

- Employees with role of **Administrator** can
 - View any customer in StockRoom Web that has been declared as a “Viewable” customer in StockRoom Web
 - Update the User Defined fields in Eclipse for any customer user
- Employees with role of **Employee** can
 - View a filtered list of customer in StockRoom Web that have been declared as “Viewable”
 - Employee must have access to customers authorized branches
 - If employee has SLSM.CUSTOMER.MAINT auth key, they must be either the inside or outside salesperson on the account
 - This matches the authorizations in the StockRoom app

Innovo Stockroom Customer Settings

File Edit User Tools Help

Key: 41341

View in StockRoom Web :

Edit Customer Part Numbers :

Product Download : None

Order Modes : Stock Levels

Order Types : Usage

Customer PO# Label : JOB NAME

Release Number Label : DEPT

Remote Discount % :

Enable Returns Mode :

Inventory Branch for Consignment :

Separate Line Items by Job on Order Consolidation :

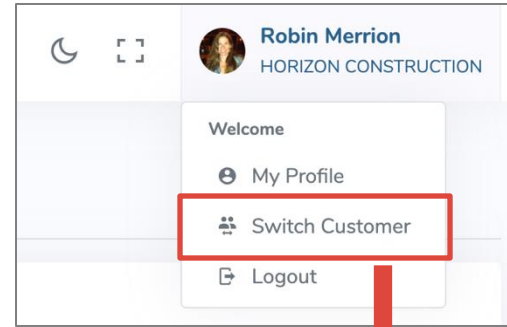
Form ID: NOVO_CUSTOMER_SR

StockRoom Web Requirements

Employee Logins

> Customer Driven Development

- When an employee is logged into StockRoom Web, they can change the customer they are viewing at any time by using the **Switch Customer** menu option
- StockRoom Web **Administrators** will see a list of all customers that have been defined as “viewable”
- StockRoom Web **Employees** will be presented with a list of “viewable” customers they have access to view. Access is limited by:
 - Must be authorized for at least one of the customers’ authorized branches
 - If they have the SLSM.CUSTOMER.MAINT auth key, they must be either the inside or outside salesperson on the account



The 'Switch Customer' dialog box displays a list of customers. The table has columns for Customer, Customer ID, and Home Branch. The data is as follows:

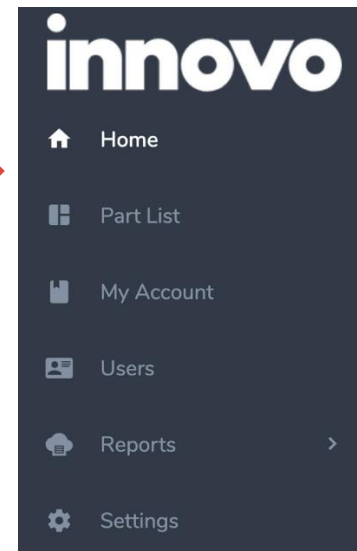
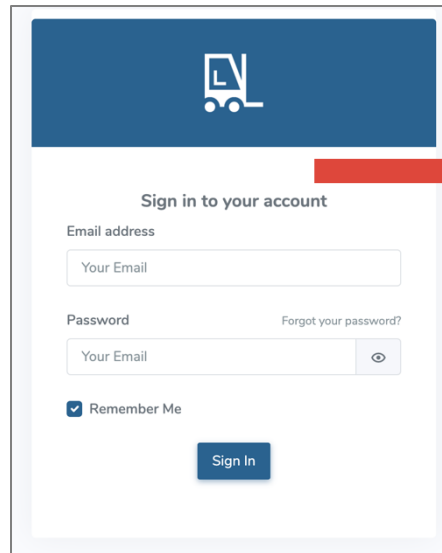
Customer	Customer ID	Home Branch
BILL ROBINSON	42187	1
BILL ROBINSON CONSIGNMENT	42210	1
Bultz Electric Supply	41644	BOS
Bultz Srixon Warehouse	42943	BOS
Crystal 2 Consign	42905	1
Crystal Construction	42410	1

StockRoom Web Requirements

Accessing StockRoom Web

> Customer Driven Development

- Once a user has been given access, they can log in using URL <https://stockroom.goinnovo.com> and enter in their portal StockRoom credentials
 - NOTE:** If you have a branded StockRoom app, users will still have to use their portal credentials (different from their employee or web credentials set up in Eclipse). Supported branded StockRoom logins is on our future development list.
- You can add your logo so when users log in, they will see your company branding on the menu

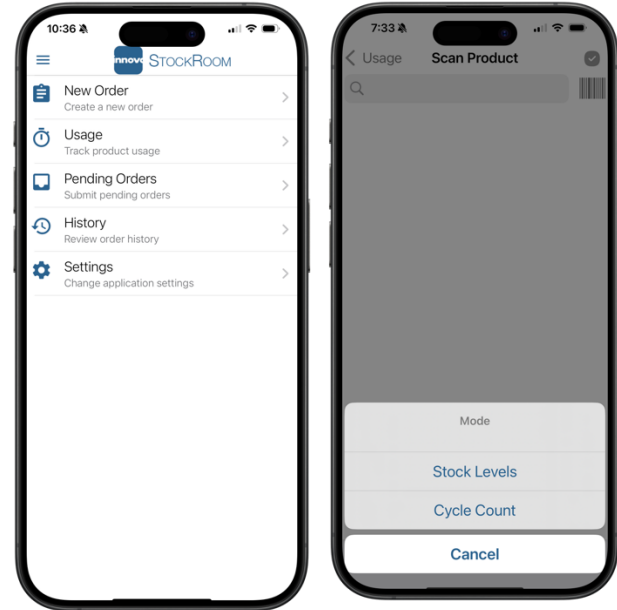


StockRoom Web

Customer Managed Inventory

> Customer Driven Development

- To get started, if your customer plans on tracking their own on-hands, they will either perform a cycle count of their inventory using **Usage -> Cycle Count** or the distributor can do a stock levels count for them using **New Order -> Stock Levels**
- Both methods will establish initial on-hands
- If your customer does not plan to track their own on-hands,
 - They can still track usage per job using **Usage -> Orders**, or
 - They can order product as they need using **New Order -> Orders**
- **NOTE:** We do recommend setting up mins/maxes for products even if you are not tracking on-hands so they can still benefit from the suggested min/max calculations. In this case, we will use MAX as the on-hand when we calculate inventory value.



StockRoom Web

Real-time Updates

> Customer Driven Development

- StockRoom Web will reflect the transactions real-time and show the new on-hand values

The screenshot displays the StockRoom Web dashboard. The 'INVENTORY STATUS' section shows 'No Data'. The 'TRANSACTIONS' section features a large yellow circle and 'Cycle Count 1'. The 'INVENTORY METRICS' section lists: Under Minimum Level (0), Over Maximum Level (0), Out of Stock (0), Average Lead Time (0 days), and Average Turns (0). The 'SUGGESTED MIN/MAX SAVINGS' table is as follows:

Status	Total \$	Savings \$
Moving	\$0.00	\$0.00
Slow	\$0.00	\$0.00
Frozen	\$0.00	\$0.00

The 'RECENT ORDERS' section shows a table with columns: Order #, Ship To, Customer PO#, Order Date, and Order Total. It indicates 'No data available in table'.

The screenshot shows a detailed view of the 'TRANSACTIONS' table. The table has columns: Date, Order #, Transaction Type, Source, SKUP, Distributor SKUP, Product Description, Inventory Status, Lifecycle Status, Min, Max, Location, JOB NAME, DEPT, Allocation Code, Prev On Hand, Qty, New On Hand, and Pkg. The 'Prev On Hand' and 'New On Hand' columns are highlighted with a red box. The table contains 10 entries, all with a 'Cycle Count' transaction type and 'StockRoom' source. The 'Inventory Status' is 'Stock' for most items, and 'New Stock' for one item (SKU 318X38IN).

Date	Order #	Transaction Type	Source	SKUP	Distributor SKUP	Product Description	Inventory Status	Lifecycle Status	Min	Max	Location	JOB NAME	DEPT	Allocation Code	Prev On Hand	Qty	New On Hand	Pkg
02/06/2025, 12:10 PM		Cycle Count	StockRoom	@1001	1001	318X014IN BLACK MAL 90 ELL	Stock		5	10	CRIB-A				0	10	10	
02/06/2025, 12:10 PM		Cycle Count	StockRoom	@1003	1003	122X014IN BLACK MAL 90 ELL	Stock		5	10	CRIB-A				0	10	10	
02/06/2025, 12:10 PM		Cycle Count	StockRoom	@1004	1004	122X038IN BLACK MAL 90 ELL	Stock		5	10	CRIB-A				0	10	10	
02/06/2025, 12:10 PM		Cycle Count	StockRoom	@1006	1006	318X038IN BLACK MAL 90 ELL	Stock		5	10	CRIB-A				0	10	10	
02/06/2025, 12:10 PM		Cycle Count	StockRoom	@1007	1007	318X032IN BLACK MAL 90 ELL	Stock		5	10	CRIB-A				0	10	10	
02/06/2025, 12:10 PM		Cycle Count	StockRoom	@1009	1009	18X038IN BLACK MAL 90 ELL	New Stock		5	10	CRIB-A				0	10	10	
02/06/2025, 12:10 PM		Cycle Count	StockRoom	@1010	1010	18X032IN BLACK MAL 90 ELL	Stock		5	10	CRIB-A				0	10	10	
02/06/2025, 12:10 PM		Cycle Count	StockRoom	@1011	1011	18X034IN BLACK MAL 90 ELL	Stock		5	10	CRIB-A				0	10	10	
02/06/2025, 12:10 PM		Cycle Count	StockRoom	@1012	1012	1-148X034IN BLACK MAL 90 ELL	Stock		5	10	CRIB-A				0	10	10	
02/06/2025, 12:10 PM		Cycle Count	StockRoom	@1013	1013	1-148X038IN BLACK MAL 90 ELL	Stock		5	10	CRIB-A				0	10	10	

StockRoom Web

Eclipse Settings

> Customer Driven Development

- Edit Customer Part Numbers – Yes, No depending on user
- Product Download – Recommend **None**
- Order Modes – Recommend **Stock Levels** if tracking on-hands or **Orders** if not tracking on-hands
- Order Types – Recommend **Usage** if tracking on-hands, **Usage** if recording product usage by job, **Orders** if just ordering what they need
- Customer PO# Label and Release Number Label can be updated in StockRoom Web
- Enable Returns Mode – Recommended **No**
- These settings are inherited from the bill-to/ship-to if not set individually at the ship-to customer/contact
- Some settings can be overridden at the Contact level

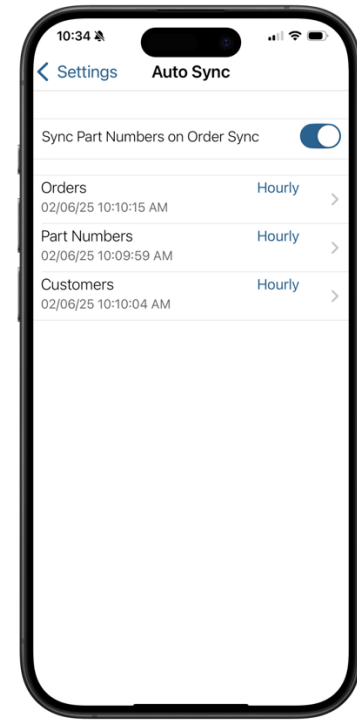
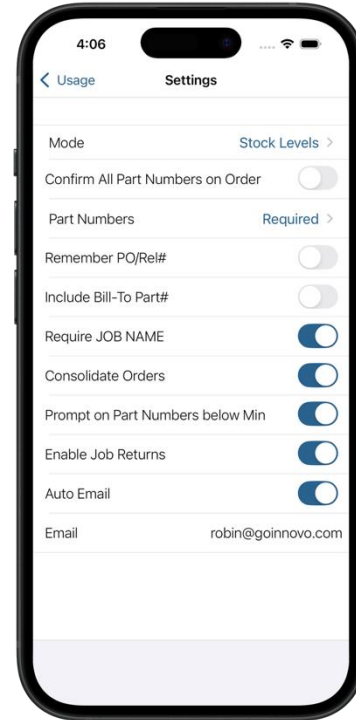
The image shows two screenshots of the Eclipse IDE interface for configuring StockRoom Web settings. The top window is titled 'Innovo Stockroom Customer Settings' and shows a 'Key' field with the value '41341'. Below this, a list of settings is displayed with their current values: 'View in StockRoom Web' (checked), 'Edit Customer Part Numbers' (dropdown), 'Product Download' (None), 'Order Modes' (Stock Levels), 'Order Types' (Usage), 'Customer PO# Label' (JOB NAME), 'Release Number Label' (DEPT), 'Remote Discount %' (empty), 'Enable Returns Mode' (dropdown), 'Inventory Branch for Consigment' (dropdown), and 'Separate Line Items by Job on Order Consolidation' (dropdown). The bottom window is titled 'Innovo Stockroom Contact Settings' and shows a 'Key' field with the value '371'. Its settings are: 'Edit Customer Part Numbers' (dropdown), 'Product Download' (None), 'Order Modes' (Stock Levels), 'Order Types' (Usage), and 'Enable Returns Mode' (dropdown). A red arrow points from the text 'Some settings can be overridden at the Contact level' to the 'Usage' dropdown in the Contact Settings window.

StockRoom Web

App Settings

> Customer Driven Development

- **Customer Usage -> Settings**
 - Mode (Default) – Recommended **Stock Levels** if tracking on-hands and **Orders** if not tracking on-hands
 - Confirm All Part Numbers on Order – Recommended **No**
 - Part Numbers – Recommended **Required**
 - Remember PO/Rel# - Site Preference
 - Include Bill-To Part# - Recommended **No**
 - Consolidate Orders – Recommended **Yes**
 - Prompt on Part Numbers below Min – Recommended **Yes** if tracking on-hands
 - Auto Email – Recommended **Yes**
- **Settings -> Auto Sync**
 - Sync Part Numbers on Order Sync – Recommended **Yes**
 - Orders – Recommended **Hourly**
 - Part Numbers – Recommended **Hourly**
 - Customers – Recommended **Hourly**



StockRoom Web

StockRoom Web Settings

> Customer Driven Development

- Authorized PO# (real-time updates in Eclipse)
- Customer PO# (real-time updates in Eclipse)
- Release Number (real-time updates in Eclipse)
- Allocation Codes (used on checkout)
- Allocation Code Required
- Hide Onhands
 - Enable this only for those customers that are not managing their on-hands
 - When set, the MAX is used for the on-hand value when calculating suggested mins/maxes
- Distributor Contact
 - Allows customers to know who to contact at the distributor
- Customer Contact
 - Allows employees to know who to contact at the customer

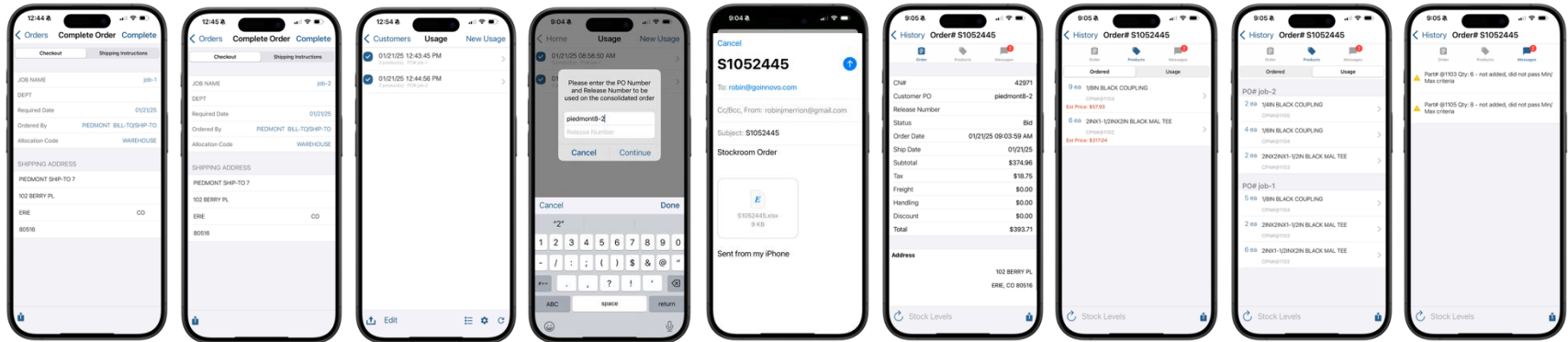
The screenshot shows the 'Customer Driven Development' settings page in the StockRoom Web application. The page is divided into two main sections: 'Orders' and 'Inventory'. The 'Orders' section contains fields for 'Authorized PO#' (with values 123 and 456), 'Customer PO#' (JOB NAME), 'Release Number' (DEPT), and 'Allocation Codes' (BldgA and BldgB). There are 'Add' buttons for each of these sections. The 'Inventory' section contains fields for 'Distributor Contact' (Name: DREW MAPPLEBECK, Phone: 202-555-1919, Email: DREW@GOINNOVO.COM) and 'Customer Contact' (Name: HORIZON CONSTRUCTION, Phone: 202-555-1234, Email: JOE@HORIZON.COM). At the bottom, there are two toggle switches: 'Allocation Code Required' (checked) and 'Hide Onhands' (unchecked). The top right corner of the interface shows the 'HORIZON CONSTRUCTION' logo and a 'Save' button.

StockRoom Web

Customer Usage

> Customer Driven Development

- Customer to create **Usage** -> **Stock Levels** when tracking on-hands
- Customer to create **Usage** -> **Orders** when not tracking on-hands but still tracking product by job
- Customer to create **New Order** -> **Orders** when just ordering what they need
- Customer can allocate product to multiple jobs at any one time as each job will just be a new usage transaction
- Example below of a **Usage** -> **Stock Levels**



StockRoom Web

Customer Usage

> Customer Driven Development

- The auto email will include two tabs – what was ordered vs. what was used

Submitted On 01/21/25

Customer PO# Job-2

Release Number

Ordered By PIEDMONT SHIP-TO 8

Qty	UOM	Part Number	Description	Location	Ext. Price
2	ea	@1102	1/8IN BLACK COUPLING	CRIB-A	\$32.49
4	ea	@1104	1/8IN BLACK COUPLING	CRIB-A	\$25.75
2	ea	@1103	2INX2INX1-1/2IN BLACK MAL TEE	CRIB-A	\$92.66
			Subtotal		\$130.90

Customer PO# Job-1

Release Number

Ordered By PIEDMONT SHIP-TO 8

Qty	UOM	Part Number	Description	Location	Ext. Price
5	ea	@1104	1/8IN BLACK COUPLING	CRIB-A	\$32.18
2	ea	@1103	2INX2INX1-1/2IN BLACK MAL TEE	CRIB-A	\$92.66
6	ea	@1102	2INX1-1/2INX2IN BLACK MAL TEE	CRIB-A	\$317.04
			Subtotal		\$441.88

Usage Order +

Order # S1052445

Customer PO# piedmont8-2

Release Number

Ordered By PIEDMONT SHIP-TO 8

Customer PIEDMONT SHIP-TO 8
102 BERRY PL
ERIE, CO 80516

Qty	UOM	Product ID	Part Number	Description	Ext. Price
2	ea	1104	@1104	1/8IN BLACK COUPLING	\$57.93
6	ea	1102	@1102	2INX1-1/2INX2IN BLACK MAL TEE	\$317.04
				Subtotal	\$374.96
				Tax	\$18.75
				Freight	\$0.00
				Handling	\$0.00
				Discount	\$0.00
				Total	\$393.71

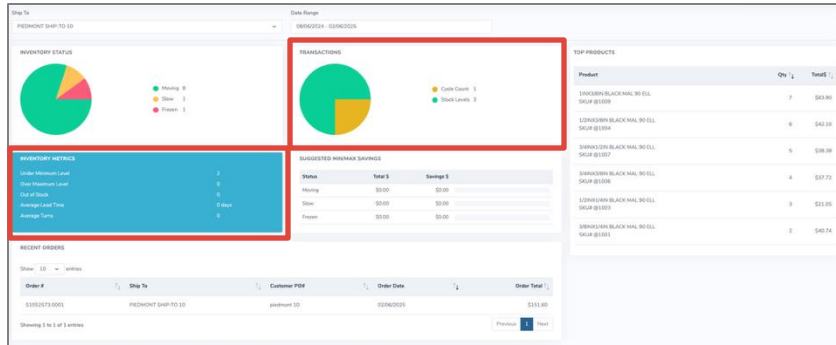
Usage Order +

StockRoom Web

Customer Usage

> Customer Driven Development

- StockRoom Web displays app transactions real-time as they are created
- If an order is generated from the usage, the order number will appear for those transactions as well



The screenshot shows a detailed view of the transaction list. The table includes columns for Date, Order #, Transaction Type, Source, SKU#, Distributor SKU#, Product Description, Inventory Status, Lifecycle Status, Min, Max, Location, JOB NAME, DEPT, Allocation Code, Prev On Hand, Qty, New On Hand, and Price. A red box highlights the 'Transaction Type' column, and another red box highlights the 'Prev On Hand', 'Qty', and 'New On Hand' columns.

Date	Order #	Transaction Type	Source	SKU#	Distributor SKU#	Product Description	Inventory Status	Lifecycle Status	Min	Max	Location	JOB NAME	DEPT	Allocation Code	Prev On Hand	Qty	New On Hand	Price
02/06/2025, 12:10 PM	S1052573	StockRoom	@1008	1009	1N3N38N BLACK MAL 90 ELL SKUJ @L009	Missing	Missing	5	10	CRB-A	job-2		WAREHOUSE		10	7	3	
02/06/2025, 12:11 PM	S1052573	StockRoom	@1006	1006	34N338N BLACK MAL 90 ELL SKUJ @L006	Missing	Stock	5	10	CRB-A	job-2		WAREHOUSE		8	2	6	
02/06/2025, 12:11 PM	S1052573	StockRoom	@1007	1007	34N332N BLACK MAL 90 ELL SKUJ @L007	Missing	Stock	5	10	CRB-A	job-2		WAREHOUSE		10	5	5	
02/06/2025, 12:11 PM	S1052573	StockRoom	@1006	1006	34N338N BLACK MAL 90 ELL SKUJ @L006	Missing	Stock	5	10	CRB-A	job-1		WAREHOUSE		10	2	8	
02/06/2025, 12:11 PM	S1052573	StockRoom	@1004	1004	12N338N BLACK MAL 90 ELL SKUJ @L004	Missing	Stock	5	10	CRB-A	job-1		WAREHOUSE		10	6	4	
02/06/2025, 12:11 PM	S1052573	StockRoom	@1003	1003	12N334N BLACK MAL 90 ELL SKUJ @L003	Missing	Stock	5	10	CRB-A	peco center		WAREHOUSE		10	3	7	
02/06/2025, 12:11 PM	S1052573	StockRoom	@1001	1001	38N334N BLACK MAL 90 ELL SKUJ @L001	Missing	Stock	5	10	CRB-A	peco center		WAREHOUSE		10	2	8	
02/06/2025, 12:10 PM	S1052573	Cycle Count	StockRoom	@1001	1001	38N334N BLACK MAL 90 ELL SKUJ @L001	Missing	Stock	5	10	CRB-A				6	10	10	
02/06/2025, 12:10 PM	S1052573	Cycle Count	StockRoom	@1003	1003	12N334N BLACK MAL 90 ELL SKUJ @L003	Missing	Stock	5	10	CRB-A				0	10	10	
02/06/2025, 12:10 PM	S1052573	Cycle Count	StockRoom	@1004	1004	12N338N BLACK MAL 90 ELL SKUJ @L004	Missing	Stock	5	10	CRB-A				0	10	10	

StockRoom Web

StockRoom Web Calculations

> Customer Driven Development

- As products are used, **turns**, **inventory status**, and **suggested min/max** calculations are performed
- The suggested min/max can use a basic calculation method or an advanced method
- And remember, if customers are not tracking their own on-hands, the calculations will assume on-hand = MAX

Horizon Construction

Reset Save

Orders Inventory

Inventory Status

The Inventory Turns Ratio (ITR) is used to rank your part numbers. You can enter a percentage to each bucket that will be used to assign the appropriate inventory status to that part number.

Top 70 % Moving Middle 20 % Slow Bottom 10 % Frozen

Suggested Min/Max

The Suggested Min/Max calculation can be configured to use two different methods. Both formulas use average daily usage, average lead time, and safety stock to derive a suggested minimum value. The Basic method uses a more simplified calculation, using the minimum usage and lead times along with a percent of the suggested minimum to find the suggested maximum. The Advanced version uses the Economic Order Quantity (EOQ) formula to calculate the suggested maximum value.

Calculation Method

Basic Advanced

Basic Advanced

Safety Stock %

Moving 20 % Slow 50 % Frozen 0 %

Horizon Construction

Reset Save

Orders Inventory

Inventory Status

The Inventory Turns Ratio (ITR) is used to rank your part numbers. You can enter a percentage to each bucket that will be used to assign the appropriate inventory status to that part number.

Top 70 % Moving Middle 20 % Slow Bottom 10 % Frozen

Suggested Min/Max

The Suggested Min/Max calculation can be configured to use two different methods. Both formulas use average daily usage, average lead time, and safety stock to derive a suggested minimum value. The Basic method uses a more simplified calculation, using the minimum usage and lead times along with a percent of the suggested minimum to find the suggested maximum. The Advanced version uses the Economic Order Quantity (EOQ) formula to calculate the suggested maximum value.

Calculation Method

Basic Advanced

Basic Advanced

Safety Stock %

Moving 20 % Slow 50 % Frozen 0 %

Cost of Acquisition

\$ 1.00

Carrying Cost

28 %

StockRoom Web

StockRoom Web Calculations

> Customer Driven Development

Turns - [Inventory Turnover Ratio \(ITR\)](#)

Rolling 12 months

Start On hand \$ = Start On hand Quantity * Price

End On hand \$ = End On hand Quantity * Price

Turns Ratio = (Quantity Used * Price) / (Start On hand \$ - End On hand \$) / 2

Days to use inventory on hand at the current rate

Turns Days = (Days in Period / **Turns Ratio**)

[Inventory Status](#)

Use Turnover Rate

Each bucket is assigned a percentage

Top 70% of products by ITR - Moving

Middle 20% of products by ITR - Slow

Bottom 10% of products by ITR - Frozen

[Suggested Min/Max](#)

Safety Stock = (Average Daily Usage * Safety Stock Percent)

Suggested Min = (Average Lead Time * Average Daily Usage) + Safety Stock

Basic

Reorder Point = Suggested Min

Reorder Quantity = Suggested Min * 1.5

Suggested Max = (Reorder Point + Reorder Quantity) - (Min Daily Usage * Min Lead Time)

Suggested Min/Max Saving = (Current Max - Suggested Max) * Price

Advanced

Acquisition Cost = User Defined - Defaults to \$1.00

Carrying Cost = Used Defined - Defaults to 28%

Demand = Average Monthly Usage

Unit Price = Last Price

EOQ = $\text{SQRT}(24 \times \text{Demand} \times \text{Cost of Acquisition} / \text{Carrying Cost \%} \times \text{Unit Price})$

Suggested Max = (EOQ + Suggested Min)

EOQ Formula

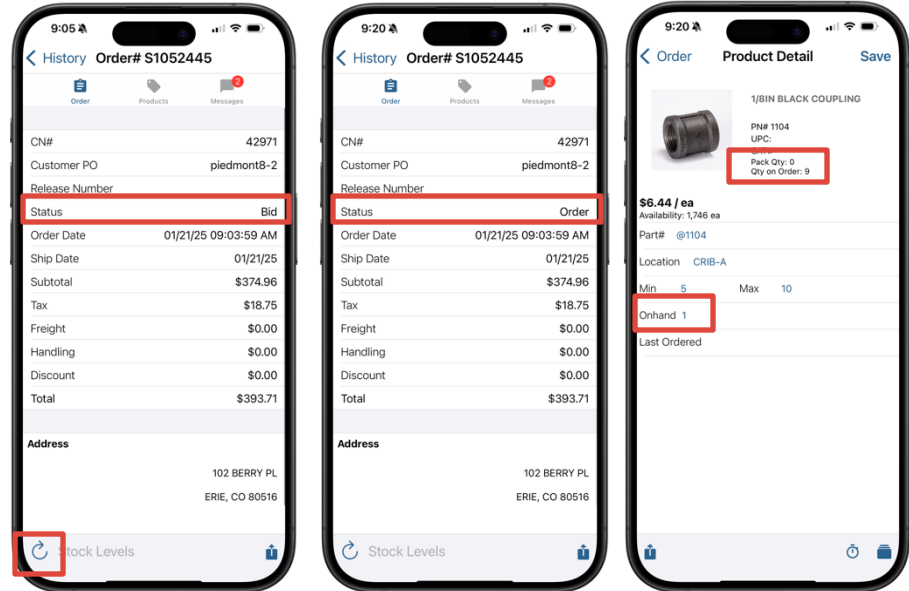
$$\text{EOQ} = \sqrt{\frac{24 \times \text{demand} \times \text{cost of acquisition}}{\text{carrying cost \%} \times \text{unit price}}}$$

StockRoom Web

Receiving on Device

> Customer Driven Development

- For customers tracking on-hands
 - As orders move through the lifecycle in Eclipse, customers can refresh the order status in the app to reflect the status of the products
 - For example, when orders are submitted from the app they typically come in as bids
 - When that bid becomes an open order, the open order qty in the app is reflected as such
 - When that order is invoiced, the on-hands on the device are updated



StockRoom Web

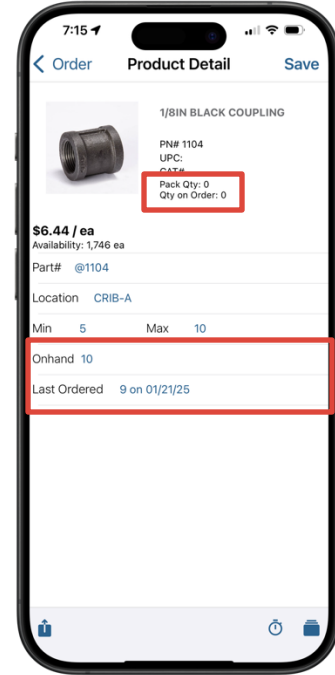
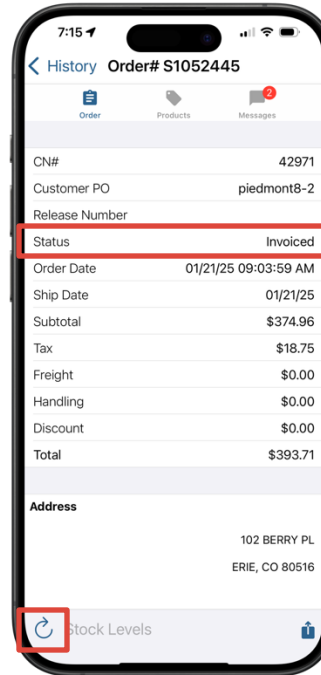
Receiving on Device

> Customer Driven Development

- When manually syncing orders, the on-hands are updated as soon as an order is in an invoiced status
- When an order is synced through the Auto Sync process, on-hands are updated according to control file, **Innovo**

StockRoom Enable In Transit Receiving for Auto Sync

- If NO, on-hands are updated as soon as an order is in an invoiced status as above
- If YES, on-hands are only updated once the order has been signed for (either through Deliver or another POD process)
- If using Auto Sync but want to manually override the signature, customers can manually sync

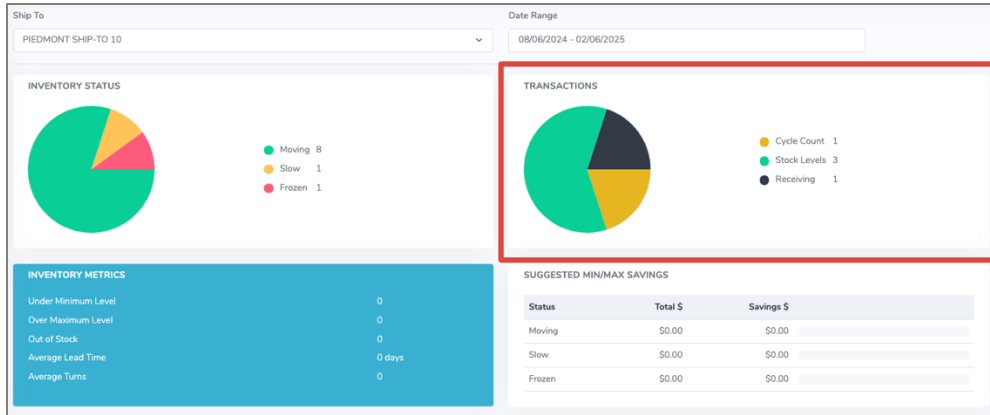


StockRoom Web

Receiving on Device

> Customer Driven Development

- StockRoom Web assigns these transactions with type **Receiving**



The screenshot shows a transaction list table with columns: Date, Order #, Transaction Type, Source, SKU#, Distributor SKU#, Product Description, Inventory Status, Lifecycle Status, Min, Max, and Location. The table contains four rows of data, with the first three rows highlighted by a red border.

Date	Order #	Transaction Type	Source	SKU#	Distributor SKU#	Product Description	Inventory Status	Lifecycle Status	Min	Max	Location
02/06/2025, 12:26 PM	S1052573	Receiving	StockRoom	@1007	1007	3/4INX1/2IN BLACK MAL 90 ELL	Moving	Stock	5	10	CRIB-A
02/06/2025, 12:26 PM	S1052573	Receiving	StockRoom	@1004	1004	1/2INX3/8IN BLACK MAL 90 ELL	Moving	Stock	5	10	CRIB-A
02/06/2025, 12:26 PM	S1052573	Receiving	StockRoom	@1009	1009	1INX3/8IN BLACK MAL 90 ELL	Moving	Nonstock	5	10	CRIB-A
02/06/2025, 12:20 PM	S1052573	Usage	StockRoom	@1009	1009	1INX3/8IN BLACK MAL 90 ELL	Moving	Nonstock	5	10	CRIB-A

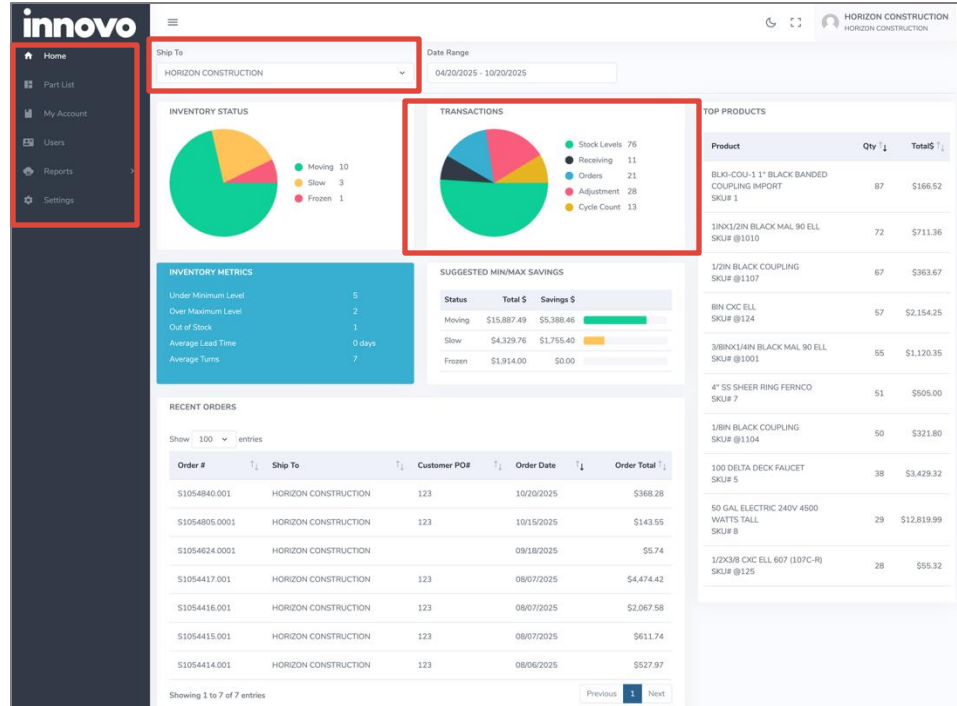
StockRoom Web

Home / Dashboard

> Customer Driven Development

When the logged-in users contact is tied to the bill-to/ship-to they will be able to view data for any ship-to that rolls up to the bill-to

✓ HORIZON CONSTRUCTION
HORIZON BALL ARENA
HORIZON EMPOWER FIELD



Transaction Types

"Stock Levels"
"Receiving"
"Orders"
"Adjustment"
"Cycle Count"
"Return"

StockRoom Web

Part List

> Customer Driven Development

- SKU
- Distributor SKU
- Product Description
- Inventory Status (Moving, Slow, Frozen)
- Lifecycle Status
- Turns
- Min / Max
- Suggested Min / Max / Savings
- Location
- On Hand
- Last Count Date, Last Ordered Date, Last Delivery Date
- Open Order Qty
- Price per each / Total Inventory \$
- Availability
- Product Image

SKU	Distributor SKU	Product Description	Inventory Status	Lifecycle Status	Turns	Min	Max	Suggested Min	Suggest
12	111923	#6 X 1-1/2 SHEET METAL SCREWS 9 PCS/PZAS	Slow	Stock	1	10	25	3	
13	1001	3/8INX1/4IN BLACK MAL 90 ELL	Moving	Stock	2	10	25	2	
14	1003	1/2INX1/4IN BLACK MAL 90 ELL	Moving	Stock	2	10	25	4	
15	1034	1/8IN BLACK MAL STREET 45	Moving	Stock	2	20	40	2	
2	23328	COP-EL-34 3/4 (7/8 OD) COPPER 90 ELL WP7-12	Moving	Stock	2	5	10	5	
3	52304	1" EXPRESS LOW LEAD C x F	Moving	Stock	17	20	40	2	
4	23098	1/2" - 3/4" SS HOSE CLAMP IDEAL	Moving	Stock	48	20	40	4	
5	3822	100 DELTA DECK FAUCET	Slow	Stock	1	10	25	5	
6	103687	4" FLEX FLEX CPLG FICL PLST COP STL OR LEAD FERNCO	Moving	Stock	6	10	25	2	
7	23097	4" SS SHEER RING FERNCO	Moving	Stock	3	20	40	8	

Users can print one, multiple, or all barcode labels, and can download data into Excel as well as schedule downloads

StockRoom Web

Product Detail

> Customer Driven Development

2INXIN2X1-1/4IN BLACK MAL TEE
Distributor SKU#: 1100
UPC:
CAT#:
Pack Quantity: 0
Quantity on Order: 0
Moving

Price: \$46.33 / ea Availability: 2,448 ea Turn: 1

SKU# @1100 Location: CRB-A

Min: 5 Max: 10

Suggested Min: 5 Suggested Max: 10 Savings: \$370.82

Onhand: 8

Date	Order #	Transaction Type	Source	Min	Max	Location	JOB NAME	DEPT	Allocation Code	Prev On Hand	Qty	New On Hand
01/21/2025, 9:55 AM		Usage	StockRoom	5	10	CRB-A	pepsi center		WAREHOUSE	10	2	8
01/21/2025, 9:34 AM		Cycle Count	StockRoom	5	10	CRB-A				0	10	10

2INXIN2X1-1/4IN BLACK MAL TEE
Distributor SKU#: 1100
UPC:
CAT#:
Pack Quantity: 0
Quantity on Order: 0
Moving

Price: \$46.33 / ea Availability: 2,448 ea Turn: 1

SKU# @1100 Location: CRB-A

Min: 1 Max: 2

Suggested Min: 1 Suggested Max: 2

Onhand: 8

Date	Order #	Transaction Type	Source	Min	Max	Location	JOB NAME	DEPT	Allocation Code	Prev On Hand	Qty	New On Hand
01/21/2025, 9:55 AM		Usage	StockRoom	5	10	CRB-A	pepsi center		WAREHOUSE	10	2	8
01/21/2025, 9:34 AM		Cycle Count	StockRoom	5	10	CRB-A				0	10	10

Clicking on the Suggested Min/Max labels will update the Min/Max values in Eclipse

StockRoom Web

Product Detail

> Customer Driven Development

- When the on-hand value is manually updated either from the StockRoom app or through StockRoom Web, we will add a transaction with type "Adjustment" and the source will be either StockRoom or StockRoom Web

1/2IN BLACK COUPLING
Distributor SKU#: 1107
UPC:
CAT#: 1
Pack Quantity: 0
Quantity on Order: 0
Moving

Price: \$5.43 / ea Availability: 1,010 ea Turn: ---

SKU# @1107 Location CRIB-A
Min 5 Max 10
Onhand 8

Show 10 entries Search

Date	Order #	Transaction Type	Source	Min	Max	Location	JOB NAME	DEPT	Allocation Code	Prev On Hand	Qty	New On Hand
05/22/2025, 11:12 AM		Adjustment	StockRoom Web	4	10	CRIB-A				10	-2	8
05/21/2025, 9:34 AM		Cycle Count	StockRoom	5	10	CRIB-A				0	10	10

Showing 1 to 2 of 2 entries Previous 1 Next

StockRoom Web

Print Labels

> Customer Driven Development

- Print product labels for one, multiple, or all part numbers
- Currently support Avery A6 labels
- Code128 or QR code labels are supported
- Include/Exclude logo

The image displays two screenshots of the StockRoom Web interface. The left screenshot shows the 'PRINT LABELS' configuration screen. It includes a 'Total Count' input field set to 1, 'Label Type' options for 'Part Number' (selected) and 'Product', a 'Barcode Type' dropdown set to 'CODE128', and an 'Include Logo' toggle switch that is turned on. A blue 'Print' button is highlighted with a red box. The right screenshot shows a preview of the label and the print settings dialog. The label preview displays the text '2INX1-1/4IN BLACK-MAL TEE', a barcode, and the part number '@1100'. The print settings dialog on the right includes options for 'Destination' (Brother MFC-L2740DN), 'Pages' (All), 'Copies' (1), 'Paper size' (A6), 'Pages per sheet' (1), 'Scale' (Default), and checkboxes for 'Two-sided', 'Print on both sides', 'Print using system dialog. (UNIX)', and 'Open PDF in Preview'. A red arrow points from the 'Print' button in the first screenshot to the print settings dialog in the second.

StockRoom Web

My Account

> Customer Driven Development

- View Quotes, Open Orders, Invoices
 - All or StockRoom Only

The screenshot displays the 'Invoices' section of the StockRoom Web interface. At the top, there are filters for 'Ship To' (HORIZON CONSTRUCTION) and 'Date Range' (04/20/2025 - 10/20/2025). Below these are tabs for 'Quotes', 'Open Orders', and 'Invoices'. A 'Show 100 entries' dropdown is visible. A table lists five invoices with columns for Order #, Ship To, Customer PO#, Order Date, and Order Total. A search bar is on the right. A dropdown menu is open over the 'Order Date' column, showing 'All StockRoom Only' selected. At the bottom, it says 'Showing 1 to 5 of 5 entries' with 'Previous', '1', and 'Next' buttons.

Order #	Ship To	Customer PO#	Order Date	Order Total
S1054840.001	HORIZON CONSTRUCTION	123	10/20/2025	\$368.28
S1054417.001	HORIZON CONSTRUCTION	123	08/07/2025	\$4,474.42
S1054416.001	HORIZON CONSTRUCTION	123	08/07/2025	\$2,067.58
S1054415.001	HORIZON CONSTRUCTION	123	08/07/2025	\$611.74
S1054414.001	HORIZON CONSTRUCTION	123	08/06/2025	\$527.97

StockRoom Web

Order Detail

> Customer Driven Development

- View what was ordered, what was used, what was delivered, what was backordered

Order ID: S1054840.001

PRODUCTS

Qty	Product	Unit Price	Ext. Price
32ea	1/8IN BLACK MAL STREET 45	\$8.22	\$263.04
15ea	1/2INX1/4IN BLACK MAL 90 ELL	\$7.02	\$105.24

Subtotal: \$368.28
Tax: \$0.00
Freight: \$0.00
Handling: \$0.00
Discount: \$0.00
Total: \$368.28

SHIPPING INFORMATION

HORIZON CONSTRUCTION
1360 HORIZON AVE
LAFAYETTE, CO 80026
P: 419-345-9876
E:

ORDER INFORMATION

Customer PO: 123
Release #: 25
Ship Date: 10/20/2025

You can email the order AND track package using the Innovo Track Package feature

PRODUCTS

Ordered	Usage	Shipments
JOB NAME		
Qty	Product	Total\$
5 ea	3/8INX1/4IN BLACK MAL 90 ELL	\$101.85
15 ea	1/2INX1/4IN BLACK MAL 90 ELL	\$105.24
2 ea	1/8IN BLACK MAL STREET 45	\$16.44
		\$223.53

PRODUCTS

Ordered	Usage	Shipments		
Product	Total	Invoiced	Delivered	Outstanding
1/8IN BLACK MAL STREET 45	32	32	32	0
1/2INX1/4IN BLACK MAL 90 ELL	15	15	15	0

StockRoom Web

Track Package

> Customer Driven Development

The screenshot displays the 'innovo' tracking interface for order # 51054840.001. At the top, there is a map showing the current location of the shipment in Lafayette, CO, with a yellow truck icon. Below the map is a progress bar with four stages: 'Ordered' (October 20th), 'Completed' (October 20th), 'Out for delivery' (current stage), and 'Delivered'. The main heading reads 'Your shipment is on the way' with a sub-message 'Come back to this page for updates on your delivery.' Below this, the 'Estimated Delivery Time' is listed as 10:28am. The shipping address is identified as 'Customer - HORIZON CONSTRUCTION' at 1360 HORIZON AVE, LAFAYETTE, CO 80226. The 'Notifications' section includes an email and SMS input field with an 'Update' button. There are three notification settings, each with a toggle switch: 'Out for Delivery' (notify when the truck leaves with their order), 'Email' (disabled), 'SMS' (enabled); 'X Minutes Away' (notify when delivery is X minutes away), 'Email' (disabled), 'SMS' (enabled); and 'Send the notification when' (60 minutes away), 'Email' (enabled), 'SMS' (enabled).

StockRoom Web

Users

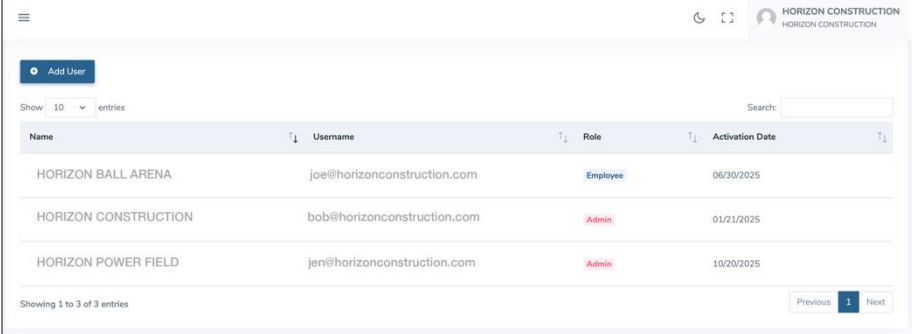
> Customer Driven Development

- **Customer Administrators**

- Ability to view all users that roll up to the same bill-to
- Add new users that are already an existing Innovo user (e.g., they may just have access to StockRoom today)
- Delete any user from having access to StockRoom Web
- Change user role from Employee to Administrator and vice versa
- View all StockRoom permissions for that user from Eclipse

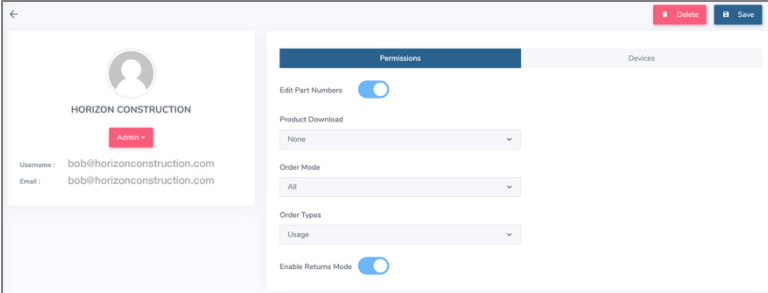
- **Employee Administrators**

- Ability to view all users that roll up to the same selected bill-to
- View/Update all StockRoom permissions for that user (real-time updates to Eclipse)



The screenshot shows a user management interface with a table of users. The table has columns for Name, Username, Role, and Activation Date. There are three users listed: HORIZON BALL ARENA (Employee), HORIZON CONSTRUCTION (Admin), and HORIZON POWER FIELD (Admin). The interface includes an 'Add User' button, a search bar, and pagination controls.

Name	Username	Role	Activation Date
HORIZON BALL ARENA	joe@horizonconstruction.com	Employee	06/30/2025
HORIZON CONSTRUCTION	bob@horizonconstruction.com	Admin	01/21/2025
HORIZON POWER FIELD	jen@horizonconstruction.com	Admin	10/20/2025



The screenshot shows a user permissions configuration interface. On the left, there is a user profile card for 'HORIZON CONSTRUCTION' with the role 'Admin' and contact information. On the right, there are two tabs: 'Permissions' and 'Devices'. The 'Permissions' tab is active and contains several settings: 'Edit Part Numbers' (toggle on), 'Product Download' (dropdown menu set to 'None'), 'Order Mode' (dropdown menu set to 'All'), 'Order Types' (dropdown menu set to 'Usage'), and 'Enable Returns Mode' (toggle on). There are 'Delete' and 'Save' buttons at the top right of the settings panel.

StockRoom Web Reporting

VMI Analysis Report

> Customer Driven Development

- Inventory Buckets
- SKU
- Distributor SKU
- Product Description
- Inventory Status
- Turns
- Min / Max
- Suggested Min / Max / Savings
- Location
- On Hand
- Last Count Date
- Last Ordered Date
- Last Delivery Date
- Open Order Qty
- Price per each
- Total Inventory \$
- Availability
- Product Image

SKU#	Distributor SKU#	Product Description	Inventory Status	Lifecycle Status	Turns	Min	Max	Suggested Min	Suggested Max	Suggested Savings	Locati
12	111923	#6 X 1-1/2 SHEET METAL SCREWS 9 PCS/PZAS	Show	Stock	1	10	25	3	45	-\$40.00	CRIBC
13	1001	3/8INX1/4IN BLACK MAL 90 ELL	Moving	Stock	2	10	25	2	12	\$264.81	CRIBA
14	1003	1/2INX1/4IN BLACK MAL 90 ELL	Moving	Stock	2	10	25	4	32	-\$49.11	CRIBA

StockRoom Web Reporting

Inventory History Report

> Customer Driven Development

- The Inventory History report will show all transactions performed through the StockRoom app
 - Date
 - Order # (if exists)
 - Transaction Type
 - Source
 - SKU
 - Distributor SKU
 - Product Description
 - Inventory Status
 - Min/Max
 - Location
 - PO#
 - Release Number
 - Allocation Code
 - Prev On Hand
 - Qty
 - New On Hand
 - Price Per Each
 - Total (inventory \$)
 - StockRoom User
 - Ship-To #
 - Ship-To Name
 - Bill-To #
 - Bill-To Name

The screenshot displays the StockRoom Web Reporting interface. At the top right, the user is identified as 'PIEDMONT BILL-TO/SHIP-TO' and 'PIEDMONT NATURAL GAS'. There are 'Export' and 'Schedule' buttons. The main area has a 'Ship To' dropdown set to 'PIEDMONT SHIP-TO 4' and a 'Date Range' input set to '12/11/2024 - 01/09/2025'. Below these are 'Filter' and 'Clear' buttons. A 'Show' dropdown is set to '10' entries, and there is a search bar. The table below lists transaction entries with columns for Date, Order #, Transaction Type, Source, SKU#, Distributor SKU#, Product Description, Inventory Status, Min, Max, and Location.

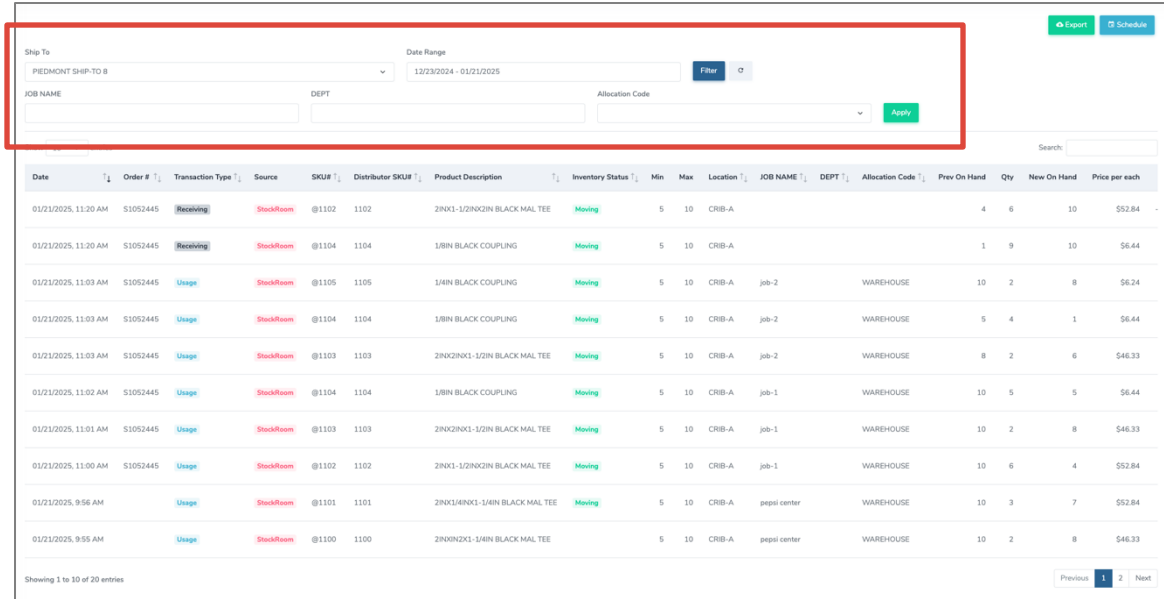
Date	Order #	Transaction Type	Source	SKU#	Distributor SKU#	Product Description	Inventory Status	Min	Max	Locate
01/09/2025, 9:05 PM		Usage	StockRoom	@1012	1012	1-1/4INX1/2IN BLACK MAL 90 ELL	Slow	5	10	
01/09/2025, 8:14 PM	S1052374	Usage	StockRoom	@1006	1006	3/4INX3/8IN BLACK MAL 90 ELL	Moving	5	10	
01/09/2025, 8:14 PM	S1052374	Usage	StockRoom	@1003	1003	1/2INX1/4IN BLACK MAL 90 ELL	Moving	5	10	
01/09/2025, 8:13 PM	S1052373	Receiving	StockRoom	@1003	1003	1/2INX1/4IN BLACK MAL 90 ELL	Moving	5	10	
01/09/2025, 8:13 PM	S1052373	Receiving	StockRoom	@1001	1001	3/8INX1/4IN BLACK MAL 90 ELL	Moving	5	10	
01/09/2025, 8:13 PM	S1052373	Receiving	StockRoom	@1011	1011	1INX3/4IN BLACK MAL 90 ELL	Moving	5	10	

StockRoom Web Reporting

Inventory History Report

> Customer Driven Development

- Filter report by:
 - Ship To
 - Date
 - Customer PO#
 - Release Number
 - Allocation Code



The screenshot displays the StockRoom Web Reporting interface. A red box highlights the filter form at the top, which includes fields for Ship To (PIEDMONT SHIP-TO-B), Date Range (12/23/2024 - 01/21/2025), JOB NAME, DEPT, and Allocation Code. Below the filter form is a table with the following columns: Date, Order #, Transaction Type, Source, SKU#, Distributor SKU#, Product Description, Inventory Status, Min, Max, Location, JOB NAME, DEPT, Allocation Code, Prev On Hand, Qty, New On Hand, and Price per each. The table contains 10 entries, each with a transaction type (Receiving or Usage) and a status (Moving). The bottom of the table shows 'Showing 1 to 10 of 20 entries' and navigation buttons for Previous, 1, 2, and Next.

Date	Order #	Transaction Type	Source	SKU#	Distributor SKU#	Product Description	Inventory Status	Min	Max	Location	JOB NAME	DEPT	Allocation Code	Prev On Hand	Qty	New On Hand	Price per each
01/21/2025, 11:20 AM	S1052445	Receiving	StockRoom	@1102	1102	2NXX1-1/2NXXIN BLACK MAL TEE	Moving	5	10	CRIB-A				4	6	10	\$52.84
01/21/2025, 11:20 AM	S1052445	Receiving	StockRoom	@1104	1104	1B1N BLACK COUPLING	Moving	5	10	CRIB-A				1	9	10	\$6.44
01/21/2025, 11:03 AM	S1052445	Usage	StockRoom	@1105	1105	1/4IN BLACK COUPLING	Moving	5	10	CRIB-A	job-2		WAREHOUSE	10	2	8	\$6.24
01/21/2025, 11:03 AM	S1052445	Usage	StockRoom	@1104	1104	1B1N BLACK COUPLING	Moving	5	10	CRIB-A	job-2		WAREHOUSE	5	4	1	\$6.44
01/21/2025, 11:03 AM	S1052445	Usage	StockRoom	@1103	1103	2NXX2NXX1-1/2IN BLACK MAL TEE	Moving	5	10	CRIB-A	job-2		WAREHOUSE	8	2	6	\$46.33
01/21/2025, 11:02 AM	S1052445	Usage	StockRoom	@1104	1104	1B1N BLACK COUPLING	Moving	5	10	CRIB-A	job-1		WAREHOUSE	10	5	5	\$6.44
01/21/2025, 11:01 AM	S1052445	Usage	StockRoom	@1103	1103	2NXX2NXX1-1/2IN BLACK MAL TEE	Moving	5	10	CRIB-A	job-1		WAREHOUSE	10	2	8	\$46.33
01/21/2025, 11:00 AM	S1052445	Usage	StockRoom	@1102	1102	2NXX1-1/2NXXIN BLACK MAL TEE	Moving	5	10	CRIB-A	job-1		WAREHOUSE	10	6	4	\$52.84
01/21/2025, 9:56 AM		Usage	StockRoom	@1101	1101	2NXX1/4NXX1-1/4IN BLACK MAL TEE	Moving	5	10	CRIB-A	pepsi center		WAREHOUSE	10	3	7	\$52.84
01/21/2025, 9:55 AM		Usage	StockRoom	@1100	1100	2NXX2NXX1-1/4IN BLACK MAL TEE	Moving	5	10	CRIB-A	pepsi center		WAREHOUSE	10	2	8	\$46.33

StockRoom Web Reporting

Export and Schedule Reports

> Customer Driven Development

Export

Schedule

The image shows three screenshots of the StockRoom Web Reporting interface. The first screenshot is the 'Export VMI Analysis' screen, showing a list of columns to export with checkboxes and dropdown menus. The second screenshot is the 'Export Inventory History' screen, also showing a list of columns to export. A red box highlights the 'Schedule' button in the top right corner of this screen. A red arrow points from this button to the 'Schedule' button in the third screenshot, which is a detailed view of the 'Export Inventory History' screen with the 'Schedule' button highlighted.

The 'Schedule' dialog box shows a table of scheduled reports. The table has columns for Report, When, Repeat, Last Run At, and Created By. Two reports are listed: 'VMI Analysis' and 'Parts'. The 'VMI Analysis' report is scheduled for 01/24/25 01:52 PM, repeats weekly, and was last run at 01/17/25 01:52 PM. The 'Parts' report is scheduled for 01/22/25 10:42 AM, repeats daily, and was last run at 01/21/25 10:42 AM. The dialog also shows a 'Repeat' section with 'Daily' selected, and a 'To' field with the email address 'piedmont@goinnovo.com'. The 'Subject' field is 'Inventory History' and the 'Message' field is empty. The dialog shows 'Showing 1 to 2 of 2 entries' and has 'Previous', '1', and 'Next' buttons.

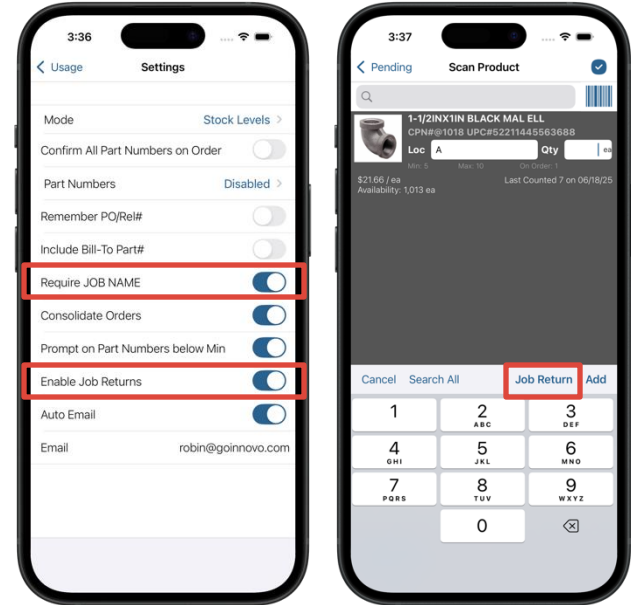
Click on Schedule to view all scheduled reports with ability to edit/delete reports

StockRoom

Additional StockRoom Changes

> Customer Driven Development

- New control files
 - **Innovo StockRoom Enable In Transit Receiving for Auto Sync** will only receive products on the device when there is a signature
 - **Innovo StockRoom Include Bid Qtys in Open Qtys for StockRoom Orders** will include any open bids generated through StockRoom in the Open Orders calculation
- New device settings in Usage
 - **Require Customer PO#** this setting will require the customer enter a PO # during checkout or whatever the customer has labeled it (e.g., JOB NAME), regardless of the PO required flag in Eclipse
 - **Enable Job Returns** allows you to put product back in on-hands referencing the original job name they were used on



Next Steps

What comes next!

> **Customer Driven Development**

- **StockRoom version 2.6.0** will be available for download from the app store on **Monday, Dec 8, 2025**
 - If you have a branded StockRoom app, we can make that available anytime. Please send an email to robin@goinnovo.com when you are ready for the new app.
 - If you are interested in StockRoom branding, please contact Drew Mapplebeck at drew@goinnovo.com.
 - We will need to upgrade the Innovo code on both your Web server and Eclipse server. This will happen on **Sunday, Nov 9, 2025. No Eclipse Processes will be affected.**
- StockRoom Web is a separate add-on product to StockRoom and will have its own pricing model. Please contact Drew Mapplebeck at drew@goinnovo.com for pricing inquiries.
- If you are interested in a **demo** for your team, please contact Lisa Grantland at lisa@goinnovo.com.